



सत्यमेव जयते

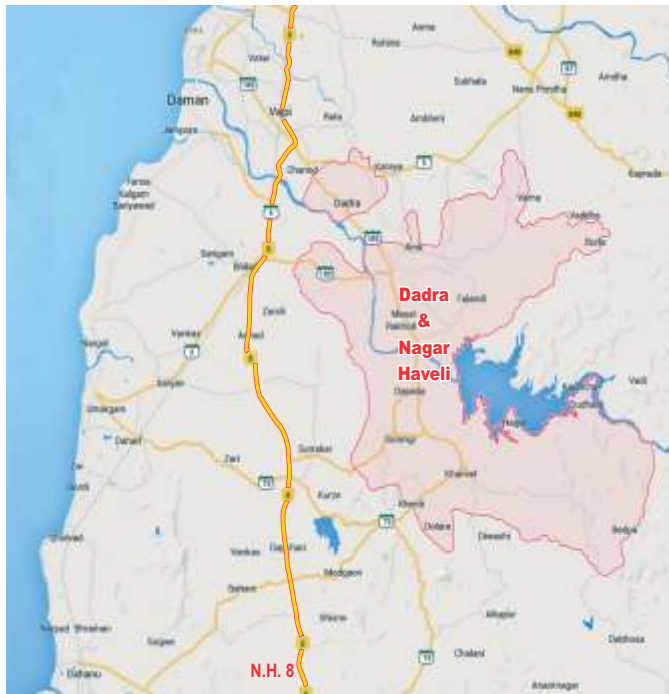
U.T. OF DADRA & NAGAR HAVELI

A BLUE PRINT FOR DEVELOPMENT 2016-17



May 2016

PROFILE & LOCATION OF DADRA & NAGAR HAVELI



- District : 01
- Head Quarter : Silvassa
- Parliament Constituency : 01
- Area : 491 sq. km.
- Liberation Day : 2nd August, 1954
- Merger with Indian Union : 11th August, 1961
- Forest coverage : 40%
- Distance from neighbouring main cities
 - Mumbai : 160 kms
 - Surat : 140 kms
 - Nashik : 150 kms



ADMINISTRATIVE SETUP

SR. NO.	PARTICULARS	NOS.
1	Districts	1
2	Blocks	1
3	(a) District Panchayat	1
	(b) District Panchayat Seat	20
4	(a) Village Panchayat	20
	(b) Village Panchayat Seat	183
5	Villages	65
6	Census Towns	5
7	Municipal Council	1
8	Urban Ward	15

SOCIO-ECONOMIC DEVELOPMENT INDICES

SR. NO.	INDICATOR	DNH	INDIA
A	POPULATION		
	Total Population [Census-2011]	3,43,709	1,21,05,69,573
	Population Male [Census-2011]	1,93,760	62,31,21,843
	Population Female [Census-2011]	1,49,949	58,74,47,730
	Population Density (p/sq.km.) [Census-2011]	700	382
	Population of SC (in %) [Census-2011]	1.8	16.6
	Population of ST (in %) [Census-2011]	52	8.6
	Sex Ratio (No. of Females per 1000 Males) [Census-2011]	774	943
	Sex Ratio 0-6 Years Age Group [Census-2011]	926	919
B	LITERACY (in %)		
	Total Literacy [Census-2011]	76.2	73.0
	Male Literacy [Census-2011]	85.2	80.9
	Female Literacy [Census-2011]	64.3	64.6
C	HEALTH INDICATOR		
	Birth Rate [SRS - Sept. 2014]	25.5	21.4
	Death Rate [SRS - Sept. 2014]	4.4	7.0
	Infant Mortality Rate [SRS - Sept. 2014]	31.0	40.0

ALLOCATION AND EXPENDITURE ANNUAL PLAN 2015-16

(Rs. in Crore)

	B.E.	R.E.	EXPENDITURE (up to 31 st March 2016)	% OF EXPENDITURE (up to 31 st March 2016)
A) Plan	750.00	907.34	907.00	99.96
A) Non-Plan	157.46	139.21	139.17	99.97

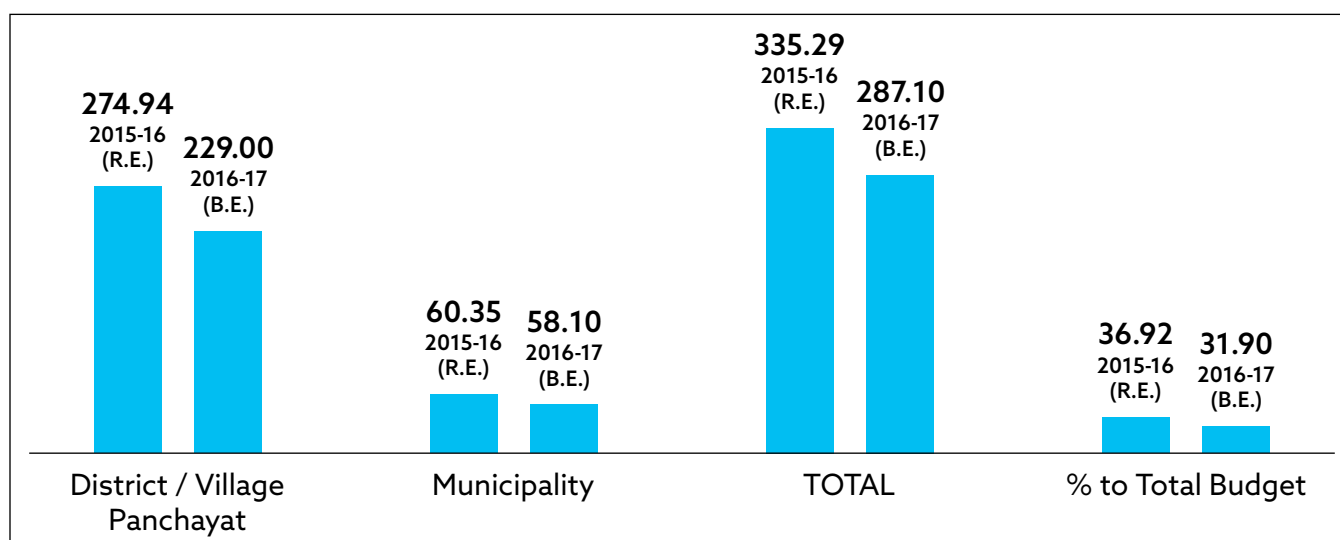
ALLOCATION UNDER VARIOUS IMPORTANT SECTORS 2015-16

(Rs. in Crore)

NAME OF SECTOR	2015-16 (RE)	%AGE TO TOTAL
Agricultural & Allied	41.60	4.58
Rural Development	54.46	5.99
Irrigation & Flood Control	15.10	1.66
Energy	64.06	7.05
Roads & Transport	219.18	24.13
Tourism	37.87	4.17
Education	150.27	16.55
Medical & P.H. Service	87.65	9.65
Water Supply	54.71	6.02
Housing & Urban Development	54.46	5.99
Other Departments	128.61	14.16
Total Allocation	907.34	100.00

BUDGET ALLOCATION TO LOCAL BODIES 2015-16 (R.E) AND 2016-17 (B.E.)

(Rs. in Crore)



PROPOSED ALLOCATION (B.E.) ANNUAL PLAN 2016-17

(Rs. in Crore)

	B.E.	REVENUE	CAPITAL	TOTAL
A) Plan	900.00	518.20	381.80	900.00
A) Non-Plan	171.74	169.07	2.67	171.74

ALLOCATION UNDER VARIOUS IMPORTANT SECTORS 2015-16

(Rs. in Crore)

NAME OF SECTOR	2015-16 (PROPOSED BE)	%AGE TO TOTAL
Agricultural & Allied	38.54	4.28
Rural Development	53.55	5.95
Irrigation & Flood Control	16.22	1.80
Energy	74.14	8.24
Roads & Transport	239.02	26.56
Tourism	43.12	4.79
Education	140.44	15.60
Medical & P.H. Service	110.58	12.29
Water Supply	43.03	4.78
Housing & Urban Developement	52.89	5.88
Other Departments	88.47	9.83
Total Allocation	900.00	100.00

REVENUE RECEIPTS

(Rs. in Crore)

MAJOR HEAD OF RECEIPTS	2013-14 ACTUAL	2014-15 ACTUAL	2015-16			2016-17
			R.E.	ACTUAL UP TO 31/03/2016	% UP TO 31/03/2016	B.E.
A - Tax Revenue						
Land Revenue	3.01	0.18	0.10	0.18	180.00	0.10
Stamps & Reg.	14.96	15.76	15.00	14.43	96.20	15.00
State Excise	15.89	24.75	26.00	51.40	197.69	15.00
Gross VAT	628.70	679.88	675.00	766.63	113.57	680.00
Taxes on Vehicles	20.79	18.63	17.00	20.72	121.88	10.00
Total Tax Revenue	683.37	739.21	733.10	853.36	116.40	720.10
B - Non Tax Revenue	6.22	6.46	20.68	21.95	106.14	20.91
TOTAL TAX + NON TAX	689.59	745.67	753.78	875.31	116.12	741.01

INFRASTRUCTURE DEVELOPMENTS

→ CONNECTIVITY

→ POWER

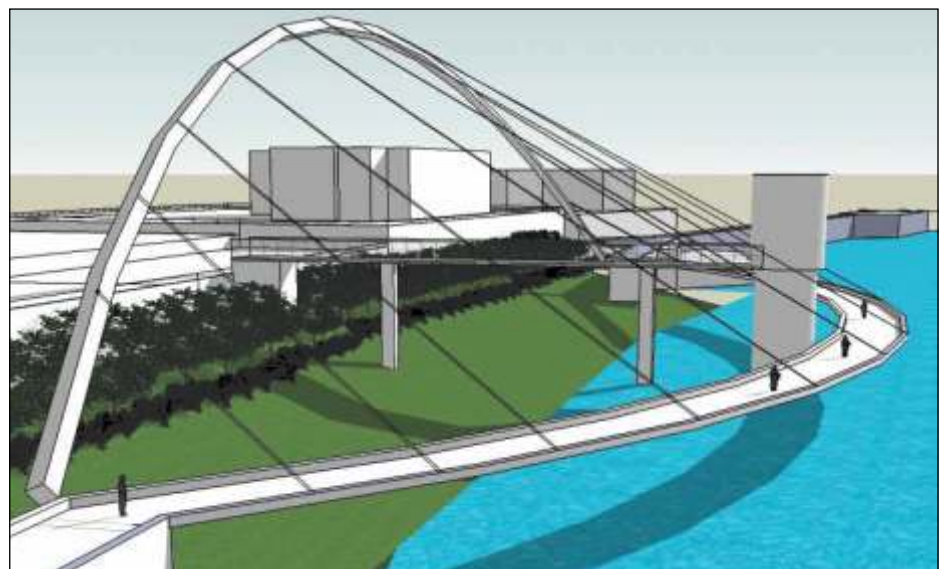
→ WATER SUPPLY

→ HEALTH

→ EDUCATION

→ TOURISM

→ I.T.



CONNECTIVITY (ROADS)

CATEGORY	LANE	TOTAL LENGTH
National Highway in DNH (NH 848-A)		28.60 km.
State Highway	4 - lane	20.84 km.
	2 - lane	21.56 km.
Major Dist. Road	1½ - lane	91.007 km.
	4 - lane	3.737 km.
Other Dist. Road	1½ - lane	100.112 km.
	4 - lane	5.10 km.
Village Road with PWD	1 - lane	57.502 km.
Road with D.P. & S.M.C.	1 & 1½ - lane	567.091 km.
TOTAL ROAD LENGTH		866.949 km.

❖ RECENT INITIATIVES

- Construction of Ring Road - 11.3 km. for traffic decongestion
- First Phase - 4.30 km. to be taken up

❖ INTER-STATE CONNECTIVITY

- Existing
 - Naroli - Bhilad
 - Dadra - Vapi
- Recent / Proposed Initiatives
 - WITH GUJARAT**
 - Kanadi to Zaroli Border Joining NH 8
 - Vagchhipa - Nani Tambadi - Pardi
 - Morkhal to Mota Ponda
 - Randha - Hedabari - Kauncha
 - WITH MAHARASHTRA**
 - Velugam - Sutrakar
 - Kherdi - Udhwa - Talasri
 - Khedpa - Jawahar
 - Kherdi - Udhwa - Dhundalwadi



- Key Plans
 - Second Phase Ring Road - 7.00 km. to be taken up (LAQ & Const.)
 - 4 Lane Road into 6 Lane Road (8.00 km.)

CONNECTIVITY (BRIDGES)

❖ BRIDGES

- **Completed in 2015-16**
 - Athal Bridge
 - Rakholi Bridge
 - Agriwad Bridge
 - Bonta Bridge
 - Silli Bridge
 - Karad Bridge
 - Kolak Bridge
 - Sindoni - Patelpada & Kharbaripada Bridge
- **Ongoing**
 - Gunsa - Bildhari Bridge
 - Dokmardi Bridge
 - Sindoni - Fatherpada Bridge
- **Key Plans**
 - Major High Level Bridge at Kauncha across river Daman Ganga.
 - 04 Major Bridge and 03 Minor Bridge are to be taken up.



WATER SUPPLY

- **Completed and Commissioned in 2015-16**
 - 15 MLD New WTP for Silvassa Municipal Area.
 - Rural Water Supply Scheme for Dudhani Patelad. (Phase 1st & 2nd)
 - Water Supply Scheme for Mandoni Village completed.
- **Key Plans**
 - Integrated Water Supply Scheme for Dadra, Naroли and Samarvarni.
 - Integrated Water Supply Scheme for Gunsa, Bildhari & Kauncha.

IRRIGATION

- **Total 101 Check Dams constructed for Water Conservation / Irrigation.**
- **20 Nos. of New Check Dams proposed to be constructed.**

POWER

◇ Demand : 1062 MW

◇ Availability : 700 MW

One of the lowest tariff rates in the Country

Sources : 762 MW NTPC,
100 MW NHPCL - SAIL,
200 MW GMR

◇ **Power Tariff**

Δ LT - Domestic	Rs. 1.20 - Rs. 2.55 / kWh
Δ LT - Commercial	Rs. 2.55 - Rs. 3.55 / kWh
Δ LT - Agriculture	Rs. 0.70 - Rs. 1.00 / kWh
Δ LTP - Motive Power	Rs. 3.45 / kWh
Δ HT - Industrial	Rs. 4.20 / kWh

◇ **DNH POWER DISTRIBUTION CORPORATION HAS BEEN ESTABLISHED.**

◇ **Sub Stations (Existing)**

- Δ 02 of 220 KV (220/66 KV)
- Δ 13 of 66 KV (66/11 KV)

◇ **Key Plans**

- Δ 04 of 66 KV / 11 KV (Silvassa , Silli, Naroli & Dapada)
- Δ 02 of 220 KV / 66 KV (Vagchhipa, Sayali)
- Δ Underground Cabling in Silvassa Municipal Area.



HEALTH



1	District Hospital	1
2	Sub District Hospital	1
3	CHC	2
4	PHC	11
5	Sub Centre	56
6	Ayurvedic Units	1
7	MMU (Mobile Medical Unit)	1
8	Bed Strength	571
9	Trauma cum EMS	1
10	Blood Bank	1
11	Integrated Counseling & Testing Centre	1
12	No. of Ambulance	13
13	Manochikitsa Kendra	1
14	Integrated Counseling & Testing Centre	1

♦ Ongoing Projects

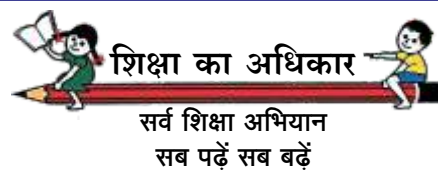
- Δ Up-gradation & Expansion of Shri Vinoba Bhave Civil Hospital to a Multispeciality Teaching Hospital.
- Δ Opening of Medical College on PPP mode.

♦ Proposed Projects

- Δ 100 bedded Cancer Hospital.
- Δ 50 bedded AYUSH Hospital.
- Δ Preventing Lifestyle Diseases Park.
- Δ Urban Health Centre - 2 Nos.
- Δ Nursing Hostel of 600 Capacity.
- Δ Up-gradation of two PHCs to CHCs.
- Δ Opening New Primary Health Centre at Rudana.
- Δ New B Type Sub-Centre in 41 Villages.
- Δ Mini Sub-Centre at 16 Villages.
- Δ Residential Quarters at Various Locations.



EDUCATION



I. UP TO HIGHER SECONDARY LEVEL

LEVEL OF EDUCATION	NOS. OF INSTITUTIONS			
	Govt.	Private		Total
		Aided	Un-Aided	
Primary	157	8	8	173
Primary with Upper Primary	114	0	14	128
Upper Primary only (K.G.B.)	1	0	0	1
Pr. with Up. Pr. Sec. and H. Sec. (Knd. Vidya.)	1	0	6	7
Up. Pr. Secondary and H. Sec. (Navo. Vidya.)	1	0	0	1
Pr. Up. Pr. and Secondary only (I.R.C.)	1	4	4	9
Secondary only	11	0	0	11
Secondary with Higher Secondary	12	0	0	12
Higher Secondary only (Guj. Med. Tokh.)	1	0	0	1
Total... I	299	12	32	343

II. HIGHER EDUCATION

Degree College	1	0	2	3
Pharmacy	0	0	1	1
B.Ed.	0	0	1	1
Management (MBA)	0	0	1	1
Hotel Management & Catering	1	0	0	1
Polytechnic	1	0	0	1
ITI	1	0	0	1
Total... II	4	0	5	9
GRAND TOTAL... (I + II)	303	12	37	352

♦ Major Works Completed during 2015-16

- Δ Academic Block for Dr. APJ Abdul Kalam College Building Commissioned.
- Δ 01 High School Building, 03 Primary School & 04 Hostel Building Completed.

◇ Key Plans

- △ Construction of Auditorium at Dr. APJ Abdul Kalam College.
- △ Modern Skill Centre will be developed at Khanvel in partnership with the Ministry of Skill Development.
- △ Establishment of New ITI at Khanvel.
- △ Introduction of New Trades in existing ITI , Polytechnic & Institute of Hotel Management to develop skilled man power for Local Industries.
- △ Special focus on skill up-gradation of Teachers through in-service training.

Newly Commissioned Dr. APJ Abdul Kalam College, Silvassa.



TOURISM



♦ Ongoing Projects

- Δ Riverfront at Dudhani, Athal & Sakartod.
- Δ Nakshatra Van Phase - II.
- Δ Kauncha Tented Accommodation and Adventure Resort.

♦ Events

- Δ Tarpa Festival - Celebrated in the last week of December.
- Δ 54 km. & 27 km. Marathon at Dudhani - "Endurathon".

♦ Key Plans

- Δ Development of State Museum / Adventure Sports / Water Sports & Silvassa Haat.
- Δ Luxury Tented Accommodations at Kauncha.



FOREST COVER

SR. NO.	COMPONENT	DADRA AND NAGAR HAVELI
1	Total Geographical Area	491.00 Sq. km.
2	Reserved Forests	198.76 Sq. km.
3	Wildlife Sanctuary	92.00 Sq. km.
4	Percentage of Forest Area	40 %
5	Protected Forests	4.82 Sq. km.
6	Total Forest Area	203.58 Sq. km.
7	Population (2011 Census)	3.44 Lakh

ANIMAL HUSBANDRY

SR. NO.	SCHEMES	NO. OF BENEFICIARIES	SUBSIDY RELEASED (Rs. in Crore)
1	Integrated Dairy Development Project	710	1.29
2	Establishment of Small Scale Dairy Unit	39	0.45
3	Small Scale Poultry Unit (Layers)	248	0.74

PRIME MINISTER'S INITIATIVES



1. SKILL DEVELOPMENT

- Modern Skill Centre will be developed at Khanvel in partnership with the Ministry of Skill Development
- Establishment of New ITI at Khanvel under **PPP mode** from the academic year 2016 – 17.
- Plan to construct Six Skill Development Center (SDC) in the various locations of UT of D & NH.
- 01 Polytechnic, 01 Industrial Training Institute and 01 Institute for Hotel Management & Catering Technology are providing skill based education in U.T.
- Introduction of New Trades in existing ITIs, Polytechnic & Institute for Hotel Management & Catering Technology to provide skilled man power for Local Industries.

2. SWACHH BHARAT ABHIYAN

- Launched "Swachh Bharat Abhiyan" one week prior to 2nd October, 2014.
- All the Elected Members of Local Bodies, NGO groups, General public and Govt. Employees are actively participating in cleanliness drives.
- On 1st May, 2015 "SHRAMDAAN" and "SWACHHTA ABHIYAAN" were observed in all the villages of U.T. during 07:00 am and 10:00 am. Cleanliness drive is being taken up on regular basis in rural as well as urban areas.
- Construction of **Sewerage Treatment Plant** of 13 MLD capacity for **SMC D&NH**. (Present Capacity of 1300 MLD with one STP, Pumping Station, pipelines for rising main and distribution network.)
- Under **Solid Waste Management** at present only collection and transportation is being done in Urban area.
- **Integrated Solid Waste Management** Project has been awarded to M/s Allied Energy System Pvt. Ltd., New Delhi by inviting tenders through online for a capacity upto 80-90 metric Ton daily to cover all panchayat area & Municipal area.
- Planned for construction of **Individual Household Sanitary Latrine/Toilets** under "Swachh Agan Yojana" (Any resident of Dadra & Nagar Haveli who is the owner of a piece of land within the Union Territory of D&NH and has an annual family income of less than Rs 1,00,000/- (Rupees One Lakh Only) who has no facility of Sanitary Toilet /Latrine with financial Assistance (unit Cost) of Rs. 30,000/- per Toilet/Latrine.



3. BETI BACHAO BETI PADHAO

- "Beti Bachao – Beti Padhao" Abhiyan Launched on 22nd January, 2015 in UT of Dadra & Nagar Haveli.
- The ICPS, ICDS and Health Departments are regularly organizing awareness Rallies/ Rath/ Seminars for community awareness.
- Free education are provided to Girl students under "Saraswati Vidya Yojana".
- The UT Administration is providing reimbursement of fee for girl students for professional



courses (100% fee reimbursement for BPL & 50% maximum upto Rs. 2.5 Lakh for other girl students) under "Saraswati Vidya Yojana".

- Scholarship of Rs. 1000/- to 3500 per month are being provided to all girl students from std. IX upto Collage level under "Saraswati Vidya Yojana".
- Bicycles are given to all girl students of Std. VIII under "Saraswati Vidya Yojana".
- Coverage of the family of girl student under " Sanjeevani Bima Yojana ". Premium of the Insurance is paid by the UT Administration under " Saraswati Vidya Yojana ".
- LIC Bond of **Rs. 41799/-** are issued in the name of girl child at the time of Birth. After 18 years, the Bond will be matured and girl child may get Approx. **Rs. 2.00 Lakh**, which may be useful for further studies.

❖ **Beti Janm Mahotsav:**

- Celebration of **Beti Janm Mahotsav** under Beti Bachao Beti Padhao on **8th March, 2016** International Women's Day.
- Celebration of 230 girl child born in the month of January 2016 with grand cake cutting.
- Badhai Kits having a pair of baby clothes, diapers, rattle, bowl and spoon was gifted to each baby girl.
- All the mothers were given benefit of Pradhan Mantri Jeevan Jyoti Yojana and Pradhan Mantri Suraksha Bima Yojana; the UT Administration paid the first premium of all the 230 mothers.

❖ **Sanjeevani Swasthya Bima Yojana (UT Scheme)**

- 167 mothers along with their family (upto 5) were given benefit of **Sanjeevani Swasthya Bima Yojana (UT Scheme)**.

❖ **Paripakva Mata Niyojit Bal Yojana**

1. Launched of New Scheme: **Paripakva Mata Niyojit Bal Yojana** on 8th March, 2016
 - The UT Administration launched a new scheme to improve the maternal mortality rate and infant mortality rate due to premature conceiving and premature birth.
 - The Women who conceives her first child at the age of 20 years or above shall be incentivized with Rs. 10,000/- and another Rs. 10,000/- shall be given if she conceives her second child after a gap of five years from the first child.

❖ **Sukanya Satkar Yojana**

1. Launched of New Scheme: **Sukanya Satkar Yojana** on 8th March, 2016.
 - The UT Administration is launched a new scheme to the adverse sex ratio in the community.
 - First two born girl child in the family shall be incentivized with Rs. 9000/- each in the name of the mother.
2. Distribution of kits to 295 ASHA
 - The UT Administration had distributed kits having two sarees, bag and an exclusive tailor made ASHA diary and pen to all the 295 ASHA of the UT of DNH.

4. DIGITAL INDIA

INFORMATION TECHNOLOGY "DIGITAL INDIA"

A. Recent Initiative:

- All Govt. offices connected under UT Wide Area Net work.
- Transport, VAT, Land Records, e-Stamping, Document Registration, Energy Billing etc., computerized.
- 10 Saral Seva Kendra functioning to provide easy facility for providing payment electricity bill, mobile recharge, ticket booking, and generation of Aadhar card.
- More than **55000** peoples are benefitted.

B. Projects under Implementation:

- UT Data Centre.
- Wi-Fi on various Tourist spots/ Smart class room/ e-challan / e-district/ SSDG
- Computerization of Excise, Municipality, PDS – Public Distribution System, NLRMP- National Land Records Modernization Programme, Health institutions, OIDC etc.
- 02 Saral Seva Kendra will established at Mandoni and Randha.



5. HOUSING FOR ALL

Suryodaya Awas Yojana

- The U.T. Administration of Dadra & Nagar Haveli has implemented "Suryodaya Awas Yojana" from U.T. Plan fund. Under the Scheme Rs. 1.5 lakh is being provided to beneficiary in **three installments** for construction of houses to the families having annual income upto Rs. 1 lakh.
- 1st Installment of Rs. 37500/- (per beneficiaries) released to 3906 beneficiaries for an amount of Rs. 14.64 Crore during 2015-16.
- **2500 beneficiaries** will be covered during the year 2016-17.



6. JAN DHAN YOJANA

- The Jan Dhan Yojana scheme implemented in U.T of Dadra & Nagar Haveli with objective to open at least one Bank Account for every Household.
- Total **90013 Accounts** has been opened under Jan Dhan Yojana upto **31st March, 2016**.
- **Total Number of Households** in the U.T. of Dadra & Nagar Haveli is **76458** as per Population Census 2011.



7. SOCIAL SECURITY PENSION SCHEME

❖ Pradhan Mantri Suraksha Bima Yojana:

- (Accidents Insurance worth Rs 2 lacs at just Rs 12 per annum)
- **19884 Beneficiaries** are covered under Pradhan Mantri Suraksha Bima Yojana upto **31st March, 2016**.

❖ **Pradhan Mantri Jivan Jyoti Bima Yojana:**

- (Life Insurance worth Rs 2 lacs at just Rs 330 per annum)
- **32998 Beneficiaries** are covered under **Pradhan Mantri Jivan Jyoti Bima Yojana** upto **31st March, 2016**.

❖ **Atal Pension Yojana:**

- (Minimum Investment Maximum Benefits during old -age)
- **928 Beneficiaries** are covered under **Atal Pension Yojana** upto **31st March, 2016**.

8. PRADHAN MANTRI MUDRA YOJANA

Under the aegis of **Pradhan Mantri MUDRA Yojana**, **MUDRA** has already created its initial products / schemes. The interventions have been named 'Shishu', 'Kishor' and 'Tarun' to signify the stage of growth / development and funding needs of the beneficiary micro unit / entrepreneur and also provide a reference point for the next phase of graduation / growth to look forward to:

- o **Shishu** : covering loans upto Rs 50,000/-
- o **Kishor** : covering loans above Rs 50,000/- and upto Rs 5 lakh
- o **Tarun** : covering loans above Rs 5 lakh and upto Rs 10 lakh



- Performance under **Pradhan Mantri Mudra Yojana** upto **31st March, 2016** are as under :

	BENEFICIARIES	AMOUNT (Rs. in Lakh)
Shishu	631	221.00
Kishor	43	121.00
Tarun	117	109.00
TOTAL	791	451.00

9. MAKE IN INDIA

INDUSTRIAL DEVELOPMENT

- Industrial Estates : 53 Nos. (04 Govt. & 49 Pvt.)
- Industrial Units : 3340 Nos.
- Capital Investment : Rs. 20,000 Cr.
- Employment in Industries : 1,30,000 Nos.
- Total No. of exporters : 325 Nos.
- Total value of exports : 8222 Cr.
- Total GTO : 126719 Cr.



❖ **Key Sectors:**

- **DNH** is India's Texturising Yarn Capital with 80% share/ contribution to the Production of entire Country.

- Textile Yarn Processing, Plastics, Papers, Chemical Material Producers.

❖ New Industrial Policy announced on 22nd Jan, 2015

❖ New investment promotion scheme 2015 declared on 30/06/2015.

NEW INDUSTRIAL INVESTMENT PROMOTION SCHEME/BENEFIT

Capital Invest. Subsidy for MSMEs	10% Maximum up to Rs. 25 Lakhs
Interest Subsidy for MSMEs	5% Maximum up to Rs. 30 Lakhs for a period of 5 years
Interest Subsidy for Textile Sector	5% Maximum up to Rs. 50 Lakhs for a period of 5 years
Interest Subsidy for Technical Textile Sector	6% Maximum up to Rs. 50 Lakhs for a period of 5 years
Assistance for Technology Acquisition & Up-gradation for Textile Sector	25% Maximum of Rs. 25 Lakhs
Incentive for Local Employment for MSMEs	Rs. 3 Lakhs for 20 people Maximum of Rs. 15 Lakhs
Assistance for Skill Development for MSMEs	25% Maximum of Rs. 1 Crore + 25% Maximum of Rs. 20 Lakhs for further Up-gradation
Power Tariff	Rs. 3.45 per Unit
FSI	1.5 to 2.5 with 50% Ground Coverage
Local Entry Tax / Turn Over Tax / Octroi Duty	Nil

KEY ADVANTAGES

- Lower power tariffs / CST Exemption upto 31/12/2017
- Falls in the Influence Zone of Delhi - Mumbai Industrial Corridor, dedicated Freight Corridor (DMICD)



ACTUAL ALLOCATION & EXP. 2015-16 AND PROPOSED B.E. 2016-17 IN RESPECT OF DEMAND NO. - 101 D&NH (U.T.) PLAN

Sr. No.	Major Head / Minor Heads of Development	Name of Drawing & Disbursing Officer	Budget Heads Codes	B.E. 2015-16	R.E. (Final Grant) 2015-16	Actual Exp. 2015-16	Percentage	Proposed B.E. 2016-17
1	2	3	4	5	6	7	8	9
I	AGRICULTURE & ALLIED ACTIVITIES							
1	Crop Husbandry	Dy. Dir. Agri.	2401	363.00	277.49	277.45	99.99	346.00
		E.E. (Bldg.)	4401	200.00	50.00	50.00	100.00	100.00
		Dy. Dir. Agri.	6401	200.00	146.54	146.54	100.00	194.00
		TOTAL 1		763.00	474.03	473.99	99.99	640.00
2	Soil & Water Conservation	SDSCO - I	2402	148.00	181.83	181.82	99.99	166.00
		GIA to DP/VP	2402	100.00	100.00	100.00	100.00	100.00
		TOTAL 2		248.00	281.83	281.82	100.00	266.00
3	Animal Husbandry	A.H.V.O.	2403	288.00	233.86	233.48	99.84	277.00
		GIA to DP/VP	2403	30.00	30.00	30.00	100.00	30.00
4	Dairy Development	A.H.V.O.	2404	112.00	93.85	93.85	100.00	146.00
		GIA to DP/VP	2404	62.00	10.00	10.00	100.00	10.00
5	Fisheries	A.H.V.O.	2405	10.00	0.00	0.00	0.00	7.00
		GIA to DP/VP	2405	8.00	10.00	10.00	100.00	10.00
6	Capital Work	A.H.V.O.	4403	45.00	49.50	49.50	100.00	100.00
		EE Bldg.	4403	100.00	271.17	271.59	100.15	50.00
		TOTAL 3 - 6		655.00	698.38	698.42	100.01	630.00
7	Forestry & Wild Life	Dy. C.F. (T)	2406	1133.50	1213.18	1213.18	100.00	1031.00
		Dy. C.F. (W.L.)	2406	582.50	539.22	539.22	100.00	574.00
		Dy. C.F. (T)	4406	763.50	654.16	654.16	100.00	609.50
		Dy. C.F. (W.L.)	4406	154.50	154.50	154.50	100.00	103.50
		TOTAL 7		2634.00	2561.06	2561.06	100.00	2318.00
8	Co-operation	A.R.C.S.	2425	0.00			0.00	0.00
		E.E. Bldg.	4425	0.00	0.00	0.00	0.00	0.00
		TOTAL 8		0.00	0.00	0.00	0.00	0.00
TOTAL - Agriculture & Allied Services:				4300.00	4015.30	4015.29	100.00	3854.00

Sr. No.	Major Head / Minor Heads of Development	Name of Drawing & Disbursing Officer	Budget Heads Codes	B.E. 2015-16	R.E. (Final Grant) 2015-16	Actual Exp. 2015-16	Percentage	Proposed B.E. 2016-17
1	2	3	4	5	6	7	8	9
II	RURAL DEVELOPMENT							
1	I R E P / N R E S	D.P.O.	2810	22.00	11.77	11.77	100.00	19.00
2	Land Reforms.	L.R.O.-I	2401	12.00	13.87	13.87	100.00	14.00
		S & SO	2029	100.00	76.67	75.31	98.23	60.00
		TOTAL 1 - 2		134.00	102.31	100.95	98.67	93.00
3	Community Development & Panchayati Raj	D.P.O.	2515	11.00	9.32	9.32	100.00	11.00
		GIA to DP / VP	2515	2900.00	5150.00	5150.00	100.00	5250.00
		D.P.O.	2070	150.00	389.89	389.89	100.00	0.00
		D.P.O.	6515	1.00	0.00	0.00	0.00	1.00
4	Annapurna / NSAP / NFBS	Asst. Comm. (F&CS)	2235	3.00	0.00	0.00	0.00	0.00
		TOTAL 3 - 4		3065.00	5549.21	5549.21	100.00	5262.00
TOTAL - Rural Development				3199.00	5651.52	5650.16	99.98	5355.00
III	IRRIGATION AND FLOOD CONTROL							
1	Major and Medium Irrigation	E.E. (Road)	4711	100.00	100.00	100.00	100.00	100.00
2	Minor Irrigation	E.E. (Irrig.)	2702	10.00	9.87	9.87	100.00	12.00
		GIA to DP / VP	2702	1200.00	1300.00	1300.00	100.00	1310.00
3	Command Area Development	E.E. (Road)	4705	200.00	37.00	37.00	100.00	200.00
TOTAL - Irrigation and Flood Control				1510.00	1446.87	1446.87	100.00	1622.00
IV	ENERGY							
1	Power	E.E. (Elect.)	2801	14.00	15.75	15.74	99.94	14.00
		GIA to DP / VP	2801	2.00	1170.00	1170.00	100.00	1150.00
		GIA to SMC	2801	220.00	270.00	270.00	100.00	250.00
		GIA to Corpo.	2801	1030.00			0.00	400.00
		E.E. (Elect.)	4801	5500.00	4749.90	4749.90	100.00	5300.00
		E.E. (Bldg.)	4801	200.00	50.00	50.00	100.00	300.00
TOTAL - Energy				6966.00	6255.65	6255.64	100.00	7414.00

Sr. No.	Major Head / Minor Heads of Development	Name of Drawing & Disbursing Officer	Budget Heads Codes	B.E. 2015-16	R.E. (Final Grant) 2015-16	Actual Exp. 2015-16	Percentage	Proposed B.E. 2016-17
1	2	3	4	5	6	7	8	9
V	INDUSTRY & MINERALS							
1	Village & Small Industries	G.M. (DIC)	2851	595.00	171.34	171.33	99.99	394.00
TOTAL - Rural Development				595.00	171.34	171.33	99.99	394.00
VI	TRANSPORT							
1	Roads & Bridges	E.E. (Roads)	3054	0.00	0.00	0.00	0.00	0.00
		GIA to DP / VP	3054	4200.00	7050.00	7050.00	100.00	5970.00
		GIA to SMC	3054	1850.00	1890.00	1890.00	100.00	1860.00
		E.E. (Roads)	5054	11200.00	12438.72	12438.72	100.00	15800.00
		DCF (T)	5054	0.00	0.00	0.00	0.00	0.00
		E.E. (Roads)	4851	200.00	600.00	600.00	100.00	200.00
		TOTAL 1		17450.00	21978.72	21978.72	100.00	23830.00
2	Other Transport Services	R.L.A.	2041	28.00	203.44	203.42	99.99	72.00
		TOTAL 2		28.00	203.44	203.42	99.99	72.00
TOTAL - Transport				17478.00	22182.16	22182.14	100.00	23902.00
VII	SCIENCE, TECHNOLOGY & ENVIRONMENT							
1	Scientific Research	D.C.F. (W.L.)	3425	69.00	19.14	19.14	100.00	20.00
		D.C.F. (W.L.)	5425	10.00	0.00	0.00	0.00	1.00
TOTAL - Science, Technology & Environment				79.00	19.14	19.14	100.00	21.00
VIII	GENERAL ECONOMIC SERVICE							
1	Sec. Econo. Serv.	Dir. IT	3451	20.00	20.00	20.00	100.00	0.00
2	Tourism	Dy. Dir. (T)	3452	634.00	631.00	627.96	99.52	475.00
		GIA to IHMCT	3452	500.00	200.00	200.00	100.00	300.00
		GIA to SPOTAC	3452	400.00	500.00	500.00	100.00	1500.00
		E.E. (Bldg.)	5452	901.00	1051.00	1050.63	99.96	835.00
		Dy. Dir. (T)	5452	1701.00	1401.00	1400.99	100.00	1201.00
		Dy. Dir (T) Ci. AV	3053	1.00	0.00	0.00	0.00	1.00
		TOTAL 2		4137.00	3783.00	3779.58	99.91	4312.00

Sr. No.	Major Head / Minor Heads of Development	Name of Drawing & Disbursing Officer	Budget Heads Codes	B.E. 2015-16	R.E. (Final Grant) 2015-16	Actual Exp. 2015-16	Percentage	Proposed B.E. 2016-17
1	2	3	4	5	6	7	8	9
3	Survey & Statistics	A.D. (Plg.)	3454	5.00	26.98	26.96	99.93	16.00
4	Civil Supplies	Asstt. Comm. (F&CS)	3456	17.00	25.69	25.40	98.87	17.00
5	Other General Economic Services							
(i)	Weights & Measures	Asst. Comm. (F&CS)	3475	1.00	1.00	1.00	100.00	1.00
(ii)	Setting up of P.A.O.	Dir. of Acct.	2054	106.00	81.84	81.84	100.00	333.00
		TOTAL 4 - 5		124.00	108.53	108.24	99.73	351.00
TOTAL - General Economic Service				4303.00	3964.20	3960.18	99.90	4663.00
IX	SOCIAL SERVICES GENERAL EDUCATION							
1	(i) Elementary Education	A.A.O. - H.O.	2202	1176.00	1118.80	1118.81	100.00	1306.00
		GIA to DP / VP	2202	600.00	4984.00	4984.00	100.00	3300.00
		GIA to SSA	2202	2870.00	600.00	600.00	100.00	50.00
		GIA to SMC	2202	0.00	0.00	0.00	0.00	560.00
		Dir. Edu.	2202	500.00	300.00	300.00	100.00	0.00
		TOTAL 1 (i)		5146.00	7002.80	7002.81	100.00	5216.00
	(ii) Secondary Education	HM Galonda	2202	156.00	170.92	170.24	99.60	0.00
		HM Rakholi	2202	228.00	236.76	235.53	99.48	0.00
		HM Dadra	2202	106.00	113.78	110.89	97.46	0.00
		HM Naroli	2202	171.00	185.19	183.34	99.00	0.00
		HM Sil. EM	2202	124.05	136.58	136.50	99.94	0.00
		HM Sil. GM	2202	147.00	155.69	155.28	99.74	0.00
		HM S. MM/HM	2202	181.95	188.94	188.91	99.98	0.00
		HM Mandoni	2202	102.45	111.23	110.91	99.71	0.00
		HM Khanvel	2202	174.75	185.94	185.92	99.99	0.00
		HM Randha	2202	138.90	128.29	127.44	99.34	0.00
		Dir. Edu.	2202	1062.80	744.54	744.44	99.99	3299.00
		GIA to RMSA	2202	0.00	0.00	0.00	0.00	0.00

Sr. No.	Major Head / Minor Heads of Development	Name of Drawing & Disbursing Officer	Budget Heads Codes	B.E. 2015-16	R.E. (Final Grant) 2015-16	Actual Exp. 2015-16	Percentage	Proposed B.E. 2016-17
1	2	3	4	5	6	7	8	9
		E.E. (Bldg.)	4202	1500.00	1037.05	1034.79	99.78	700.00
		TOTAL 1 (ii)		4092.90	3394.91	3384.19	99.68	3999.00
	(iii) University & Higher Edu.	Dir. Edu.	2202	1400.00	1400.00	1400.00	100.00	1700.00
	(iv) General Education	Dir Edu.	2202	1094.10	869.60	869.47	99.99	771.00
		TOTAL 1 (i to iv)		11733.00	8060.50	8046.07	99.82	11686.00
2	Technical Education	Princ. (Poly.)	2203	607.00	445.38	443.74	99.63	459.00
		GIA to Eng. College	2203	0.00	0.00	0.00	0.00	2.00
		E.E. (Bldg.)	4202	0.00			0.00	0.00
		TOTAL 2		607.00	445.38	443.74	99.63	461.00
3	Sports & Youth Services	D.S. (Sport & Y.F.)	2204	83.00	165.37	165.36	99.99	234.00
		GIA	2204	20.00	20.00	20.00	100.00	30.00
		Dir. (Edu.)	2204	18.00			0.00	18.00
		E.E. (Bldg.)	4202	200.00	1000.00	1000.00	100.00	1600.00
		TOTAL 3		321.00	1185.37	1185.36	100.00	1882.00
4	Art & Culture	Dir. (Edu.)	2205	18.00	20.42	19.68	96.38	15.00
		RDC (S) HQ	2205	9.00	0.00	0.00	0.00	0.00
		TOTAL 4		27.00	20.42	19.68	96.38	15.00
	GRAND TOTAL OF EDUCATION	SUB TOTAL 1 to 4		12688.00	9711.67	9694.85	99.83	14044.00
5	Medical & Public Health	Dir. (M & HS)	2210	829.40	2993.86	2993.83	100.00	2525.00
		H.O. CHC Kh.	2210	113.60	126.75	126.72	99.98	382.00
		Dir. (M & HS)	4210	108.00	134.52	134.51	99.99	820.00
		H.O. CHC Kh.	4210	54.00	5.63	5.53	98.22	28.00
		M.S VBCH	2210	4274.00	3165.08	3165.08	100.00	3198.00
		M.S. VBCH	4210	1106.00	1027.63	1027.39	99.98	620.00

Sr. No.	Major Head / Minor Heads of Development	Name of Drawing & Disbursing Officer	Budget Heads Codes	B.E. 2015-16	R.E. (Final Grant) 2015-16	Actual Exp. 2015-16	Percentage	Proposed B.E. 2016-17
1	2	3	4	5	6	7	8	9
		E.E. (Bldg.)	4210	1880.00	1580.00	1579.60	99.97	3485.00
		TOTAL 5		8365.00	9033.47	9032.66	99.99	11058.00
6	Water Supply & Sanitation							
	Rural Water Supply	E.E. (Irri.)	2215	71.00	56.19	56.19	100.00	63.00
		DP+SM						
		GIA to DP / VP	2215	2650.00	4750.00	4750.00	100.00	3720.00
		GIA to SMC	2215	200.00	200.00	200.00	100.00	220.00
	Sanitation	Dir. (M & HS)	2215	0.00	0.00	0.00	0.00	0.00
		GIA to SMC (DMHS)	2215	250.00	450.00	450.00	100.00	300.00
		E.E. (Road)	4215	0.00	0.00	0.00	0.00	0.00
		TOTAL 6		3171.00	5456.19	5456.19	100.00	4303.00
7	Housing							
	(i) General Pool Housing	E.E. (Bldg.)	4216	250.00	250.00	250.00	100.00	280.00
	(ii) Police Outposts	E.E. (Bldg.)	4055	400.00	310.00	309.27	99.76	435.00
		DCF (T)	4055	0.00	0.00	0.00	0.00	0.00
		TOTAL 7		650.00	560.00	559.27	99.87	715.00
8	Urban Development	A.T.P.	2217	5.00	0.00	0.00	0.00	3.00
		GIA to PDA	2217	1800.00	1800.00	1800.00	100.00	1950.00
		GIA to SMC	2217	2500.00	2950.00	2950.00	100.00	2620.00
		A.T.P.	4217	1.00	141.12	141.12	100.00	1.00
		A.T.P.	2202	475.00	475.00	475.00	100.00	0.00
		TOTAL 8		4781.00	5366.12	5366.12	100.00	4574.00
9	Information & Publicity	C.P.O.	2220	70.00	17.21	7.74	44.97	38.00
10	Welfare of SC/STs & OBCs	D.P.O.	2225	20.00	0.00	0.00	0.00	120.00
	(Renovation of	Dir. of Edu.	2225	200.00	199.66	199.66	100.00	0.00

Sr. No.	Major Head / Minor Heads of Development	Name of Drawing & Disbursing Officer	Budget Heads Codes	B.E. 2015-16	R.E. (Final Grant) 2015-16	Actual Exp. 2015-16	Percentage	Proposed B.E. 2016-17
1	2	3	4	5	6	7	8	9
	Houses / Hostels)	GIA to DP / VP	2225	0.00			0.00	250.00
		D.P.O.	6225	9.00	0.00	0.00	0.00	9.00
		TOTAL 10		229.00	199.66	199.66	100.00	417.00
11	LABOUR & EMPLOYMENT							
	Craft Training Scheme	Prncpl., ITI	2230	238.00	203.09	202.95	99.93	224.00
12	Social Security & Welfare	S.W.O.	2235	58.00	54.99	54.15	98.47	58.00
		D.P.O.	2235	100.00	100.00	10.00	100.00	0.00
		Civil Supply	2235	0.00			0.00	1.00
		GIA to DP / VP	2235	1600.00	1600.00	1600.00	100.00	1700.00
		GIA to IRCS	2235	60.00	60.00	60.00	100.00	80.00
13	Nutrition	C.D.P.O.	2235	602.00	602.00	602.00	100.00	52.00
		TOTAL 12 -13		2420.00	2416.99	2416.15	99.97	2115.00
TOTAL - SOCIAL SERVICES GENERAL EDU.				32612.00	32964.00	32935.59	99.91	37226.00
X	GENERAL SERVICES							
1	Stationery & Printing	Princ., (ITI)	2058	37.00	40.31	40.15	99.60	40.00
2	Public Works	E.E. (Bldg.)	4059	2400.00	7640.00	7640.00	100.00	3900.00
3	Other Administrative Services							
	Fire Protection & Cont.	IGP	2070	85.00	255.59	253.57	99.21	154.00
		Princ., (ITI)	2070	1.00	0.81	0.81	100.00	1.00
		E.E. (Bldg.)	4070	200.00	50.00	50.00	100.00	150.00
		IGP	4070	1005.00	646.78	646.58	99.97	806.00
		TOTAL 3		1291.00	953.18	950.96	99.77	1111.000
4	Sales Tax	AC (ST)	2040	11.00	35.20	35.20	100.00	21.00
5	Police	DIGP	2055	40.00	145.14	145.14	100.00	70.00
		P.Com. Aut.	2055	15.00	4.89	4.89	100.00	10.00
		Supt. C.	2055	30.00	5.30	5.30	100.00	30.00
		Supt. C. (DIS.Man)	2245	100.00	600.00	599.98	100.00	100.00

Sr. No.	Major Head / Minor Heads of Development	Name of Drawing & Disbursing Officer	Budget Heads Codes	B.E. 2015-16	R.E. (Final Grant) 2015-16	Actual Exp. 2015-16	Percentage	Proposed B.E. 2016-17
1	2	3	4	5	6	7	8	9
		I.G.P.	4055	0.00			0.00	150.00
		IRBn	4055	0.00	53.32	53.31	99.98	100.00
6	Air Port	E.E. (Road)	5053	1.00	0.00	0.00	0.00	1.00
7	Secy. Gen. Service	DS (Personnel)	2052	50.00	4.20	4.20	100.00	0.00
		TOTAL 4 - 6		247.00	848.05	848.02	100.00	482.00
TOTAL - GENERAL SERVICES				3975.00	9481.54	9479.13	99.97	1593.00

TOTAL - REVENUE SECTION	44410.00	55103.70	55074.84	99.95	51820.00
-------------------------	----------	----------	----------	-------	----------

TOTAL - CAPITAL SECTION	30590.00	35629.54	35625.63	99.99	38180.00
-------------------------	----------	----------	----------	-------	----------

GRAND TOTAL	75000.00	90733.24	90700.47	99.96	90000.00
-------------	----------	----------	----------	-------	----------

UT OF DADRA & NAGAR HAVELI

POPULATION SINCE 1901

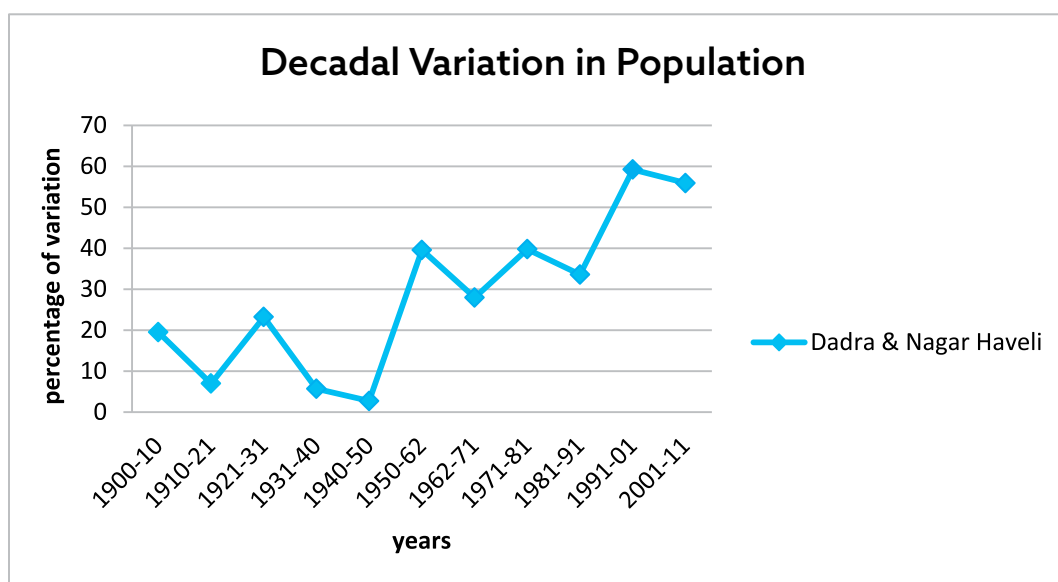
CENSUS YEAR	PERSONS	VARIATION SINCE THE PRECEDING CENSUS	
		ABSOLUTE	PERCENTAGE
1	2	3	4
1900	24,280	---	---
1910	29,020	+4,740	+19.52
1921	31,048	+2,028	+6.99
1931	38,260	+7,212	+23.23
1940	40,441	+2,181	+5.70
1950	41,532	+1,091	+2.70
1962	57,963	+16,431	+39.56
1971	74,170	+16,207	+27.96
1981	103,676	+29,506	+39.78
1991	138,477	+34,801	+33.57
2001	220,490	+82,013	+59.22
2011	343,709	+123,219	+55.88

PROJECTED POPULATIONS BASED ON GROWTH RATE 55.88 DECADAL (ANNUAL 5.59%)

YEAR	TOTAL	MALE	FEMALE
2011	343709	193760	149949
2012	362922	204591	158331
2013	383210	216028	167182
2014	404631	228104	176527
2015	427250	240855	186395
2016	451133	254319	196815
2017	476352	268535	207817
2018	502980	283546	219434
2019	531096	299396	231700
2020	560785	316133	244652
2021	592132	333804	258328

PERCENTAGE DECADAL VARIATION IN POPULATION : 1900-2011

SR. NO.	YEAR	UNIT	DADRA & NAGAR HAVELI
1	1900-10	Percentage Decadal Growth Rate	+19.52
2	1910-21		+6.99
3	1921-31		+23.23
4	1931-40		+5.7
5	1940-50		+2.7
6	1950-62		+39.56
7	1962-71		+27.96
8	1971-81		+39.78
9	1981-91		+33.57
10	1991-01		+59.22
11	2001-11		+55.88



SOME RECENT ACHIEVEMENTS / INITIATIVES

- NEW INDUSTRIAL POLICY ANNOUNCED ON 22nd JANUARY, 2015.
- THE NEW INVESTMENT PROMOTION SCHEME 2015 DECLARED ON 30/6/2015.
- Planning for providing **Connectivity** across all rivers / rivulets / lakes by construction of **Bridges** / Widening of Existing Bridges to provide accessibility to all village/ hamlets in DNH.
- Construction of **Ring Road** (11.3 km) for traffic decongestion and provide bypass to industrial traffic.
- Notification of **National Highway**.
- Planning for enhanced connectivity to **NH-8 in Maharashtra** for industrial traffic.
- Construction of **Jilla Sachivalaya, Kala Kendra, Circuit House** etc.
- Augmentation of **Water Treatment Capacity** in urban area from 4 MLD to 19 MLD.
- Project for **Water Supply** to all rural habitations.
- Construction of **Check Dams** including in forest area.
- **Sewerage Treatment System** : Work in progress in urban area and Consultant being appointed for Census Towns.
- Commissioning of **400/220 KV Sub-Station** of PGCIL.
- Augmentation of **Power Transformation Capacity** at 220/66 KV from 780 MVA to 1520 MVA.
- **Underground Cabling Scheme** for Silvassa Municipal area.
- Proposal to start **Engineering College**, and **Medical College** on PPP basis.
- Implementation of **UDDAN, Sarvottam, Sarasvati Vidya Yojana, Gyan Gaurav Schemes**.
- **ICT Infrastructure** in the schools with ERNET, India.
- Formulation of **UT Sports Policy**.
- Development of **Sports Complex** (40,000 capacity)
- Vision documents for development of health infrastructure has been launched with objective to provide Health care facility within dist. of 01 km.

- **Upgradation** of 300 bedded **District Hospital** to 500 beds.
- Launching of **Sanjivani Swasthya Bima Yojana** for Comprehensive Health Insurance.
- **Emergency Medical Services** (in less than 11 minutes in Rural areas and less than 05 Minutes in Urban areas.)
- Distribution of **Sanitary Napkins** for Menstrual Hygiene.
- Launch of **Tourism Marketing** through O&M.
- Damanganga **River Front Development**.
- Launch of **Samay Sudhani Seva** for time bound delivery of 145 public services.
- Replacement of Attested Documents by **Self - attestation**.
- Replacement of **Affidavit** by **Self - Certified Undertaking**.
- **Digitised Governance** through WAN, SDC, SSDG, CSS and e-District project.
- **Electronic Fund Transfer** in all beneficiary oriented schemes.
- Implementation of **NLRMP**.
- Computation of **GSDP** by NCAER, Delhi.
- Preparation of Human Development Report (**HDR**) by Institute of Human Development (IHD) Delhi.
- Starting of first ever Public Transport Services "**Saarthi Bus Seva**"
- **Third Party Monitoring** of all works above Rs. 1.00 Crore.
- **E-Tender** for all Works / Procurement above Rs. 5.00 Lakh.
- Home for **Women/ Juvenile Children/ Senior Citizens**.
- **National Food Security Act 2013 implemented**.
 - I. DBT Model in Municipal Area and 01 Patelad(Dadra)
 - II. FPS Model in other Rural Patelad/Area
- A Heliport is under planning stage at village Dapada.

FARMERS TRAINING CENTRE DOKMARDI, SILVASSA



SUB DISTRICT HOSPITAL, KHANVEL



